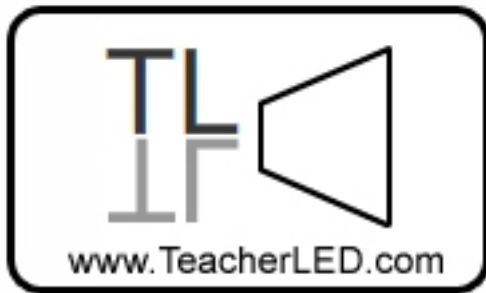
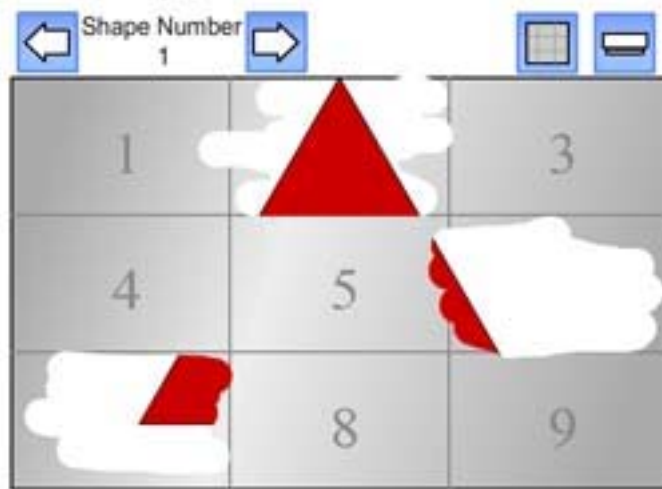


Visit the website for the matching online resource



Shape Reveal

On-line resource instructions.



To be used to examine shape properties. Either the students or the teacher can reveal sections of the “scratchcard” on the IWB to show part of the shape underneath. The resource is designed to be representative of the questions in tests where part of a shape is obscured and students need to name them.

Teachers can direct students to appropriate squares by using the diagrams below that show



Visit the website for the matching online resource

what part of the grid obscures what part of the shape.

Buttons

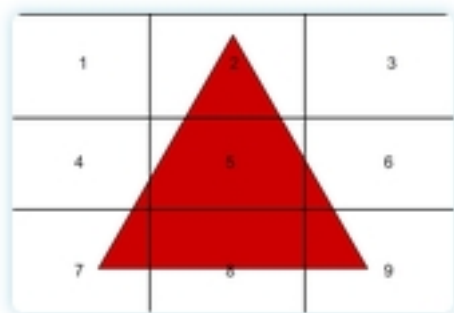
Arrows: Cycle between the shapes. Changing shape will cause the cover to reappear.

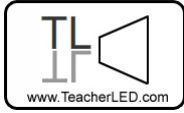
Grid: Cover a previously revealed shape.

Eraser: Reveal whole shape

How the grid relates to the shape.

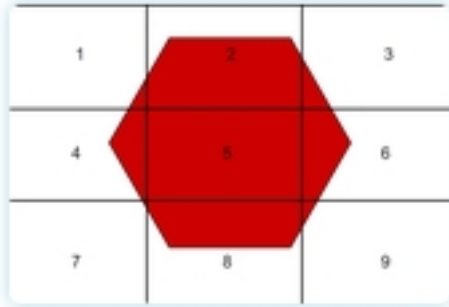
Shape 1



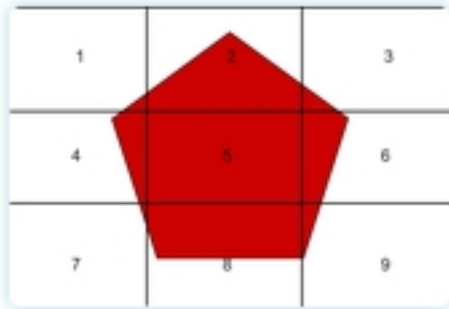


Visit the website for the matching online resource

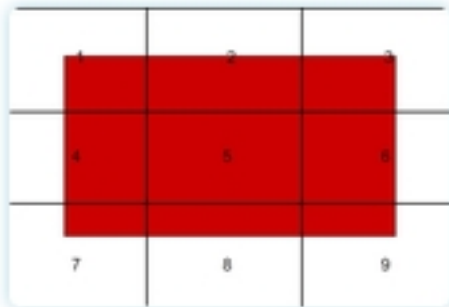
Shape 2

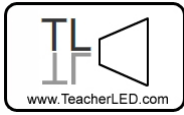


Shape 3



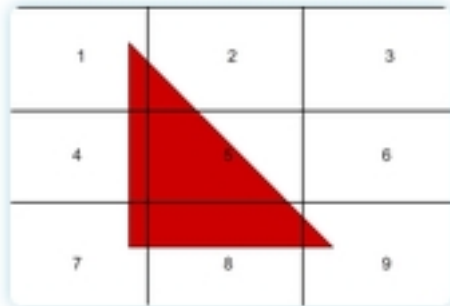
Shape 4



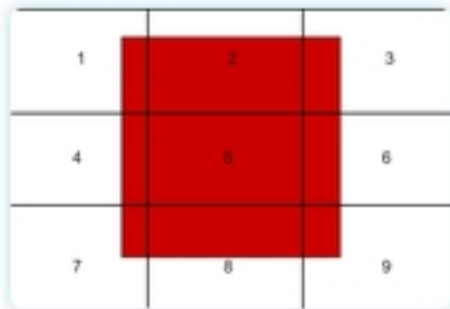


Visit the website for the matching online resource

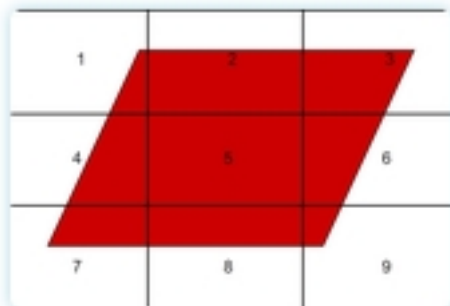
Shape 5

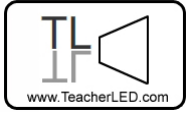


Shape 6



Shape 7





Visit the website for the matching online resource

Shape 8

