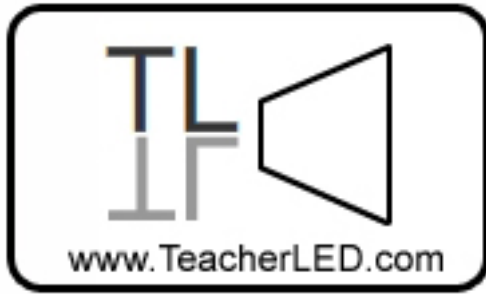


Visit the website for the matching online resource



## Reading Comprehension

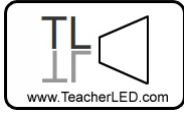
These are the instructions for submitting a passage of text and associated reading comprehension questions. As the program these are to be used in is expecting the text in specific format some rules need to be followed.

Everything must be completed in a text editor not a word processor. PC users can use *Notepad*.

### The Passage of Text.

If you know HTML this is used for the formatting of the text. For those who don't, only two things need to be known.

Every paragraph must start with `<P>` and end with `</P>`. Note the forward slash on the second one. This will automatically place a space between paragraphs. If you want to put a line break without changing paragraphs type `<BR>` where you want the break to appear.



Visit the website for the matching online resource

Save the passage as *excerpt1.html*

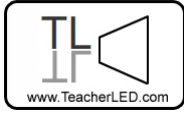
## The Questions.

The program needs to know which questions are associated with which answers. To do this a format called xml is used. This is just a way of categorizing information in a way that computers can read. Download the file questions.zip and extract. Right click the resulting file *q.xml* and select *Open With, choose note pad*.

There will be a small amount of other text on the page than that discussed here, do not change that. The only part that you need to work with looks like this:

```
<question>
<ask>What did the writer's father do?</ask>
<correct>Innkeeper</correct>
<answer1>Fireman</answer1>
<answer2>Sailor</answer2>
<answer3>Innkeeper</answer3>
<answer4>Thief</answer4>
</question>
```

There is a block like this for every question.



Visit the website for the matching online resource

Change the text between the tags, do not change the tags. Note that the correct answer must perfectly match the answer given in the multiple choice responses. This includes capitalisation. You can amend the example xml document available for download alongside this document. If you want to increase the number of questions just copy and paste another block like the above to a space. Save this file as *q.xml*

### **Word Limits.**

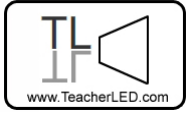
The passage can be about 1700 characters (i.e. letters and spaces) which are about 300 words.

Each answer can be about 40 characters.

If necessary these limits can be broken but at the cost of reducing the font size. Please indicate this is necessary in your submission.

### **Submission.**

In your email write a short description of what the comprehension is about. Appropriate levels and skills that it tests would be useful. Also state what



Visit the website for the matching online resource

name you would like to appear alongside your submission. Submit to the following address:

[submissions@teacherled.com](mailto:submissions@teacherled.com)

### **Copyright.**

Do not send anything for which you do not own the copyright. Passages must be of your own creation or from a work in the public domain, such as literary works for which the copyright has expired.