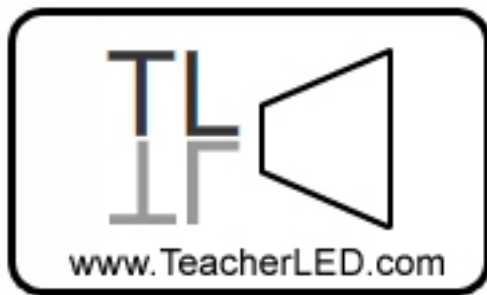
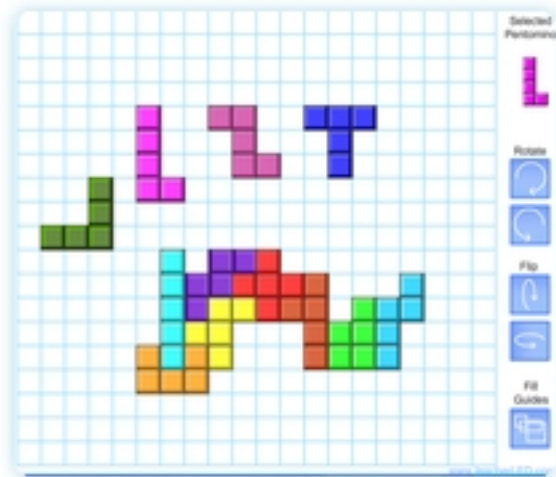


Visit the website for the matching online resource

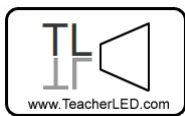


Pentomino



On-line resource instructions.

This resource allows you to lead your class through an investigation into pentominoes. The resource allows you to position, rotate and flip an example of each of the pentominoes. You can also highlight a grid that can be filled by the pentominoes.



Visit the website for the matching online resource

Buttons

Select a pentomino by clicking it. The selected pentomino will be shown above the buttons.

Right side Icons:

Rotate by 90 degrees clockwise and anticlockwise.

Flip along the horizontal and vertical axes.

Toggle guideline grid.

Additional Material

You can download supporting material for this lesson resource.

- A sheet of pentominoes for cutting out and making a set of pentominoes. It is recommended that this is printed onto card.
- A sheet of grids for demonstrating the various rectangular areas that can be covered by the pentominoes.

To start an investigation you may prefer for the students to not see any of the resources until they have tried to determine how many pentominoes can be made.